

PYRA COMPACT FLASHING LIGHT 5 J PY X-S-05



The compact flashing light is not only adaptable to many applications, but it is also impressive due to its safe and simple mounting.

- Installation options with external lugs or internal holes.
- Simple electrical connection on the bottom of the casing.
- Impact-proof lens.
- Suitable for panel mounting.
- Housing colours: red, grey or white.
- Optional with Soft Start Module for reduction of starting current.
- Modular design: housing can be easily stacked side-by side.



protection system



impact-proof housing



operating temperature



24 V DC
48 V DC



24 V DC
48 V DC



warranty



PRODUCT PY X-S-05

PRODUCT		PY X-S-05				
DATA						
Rated voltage	230 V	115 V	24 V	48 V	24 V	12 V
	AC 50 60 Hz	AC 50 60 Hz	AC 50 60 Hz	DC	DC	DC
Operating range	187–255 V	90–135 V	18–30 V	40–60 V	18–30 V	12–15 V
Nominal current consumption	55 mA	100 mA	800 mA	170 mA	300 mA	600 mA
Flash rate	1 Hz = 60 flashes/min					
Flash energy	5 J					
Light intensity (DIN 5037) ¹	50 cd					
Max. viewing distance	164 m					
Operating temperature	–40 °C ... +55 °C					
Storage temperature	–40 °C ... +70 °C					
Relative humidity	max. 90 %					
Protection system (EN 60529)	IP 66					
Protection class	II					
Duty cycle	100 %					
Service life of the light source	light emission still 70 % after 8,000,000 flashes					
Material	lens	polycarbonate (PC)				
	housing	PC / ABS blend, similar to RAL 3000 (flame red) / RAL 7035 (light grey) / RAL 9003 (signal white)				
Cable entry	3x M20 knock-outs prepared (sideways), 1 knock-out hinten					
Integrated seal with cable entry	6–13 mm (feed-through grommet)					
Connecting terminal	2.5 mm ² fine wire with cable end sleeves, AWG 16					
Weight	165 g			200 g		

¹ with a clear lens

OPTIONS/ACCESSORIES

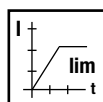


Enclosure fitting

Surface gasket

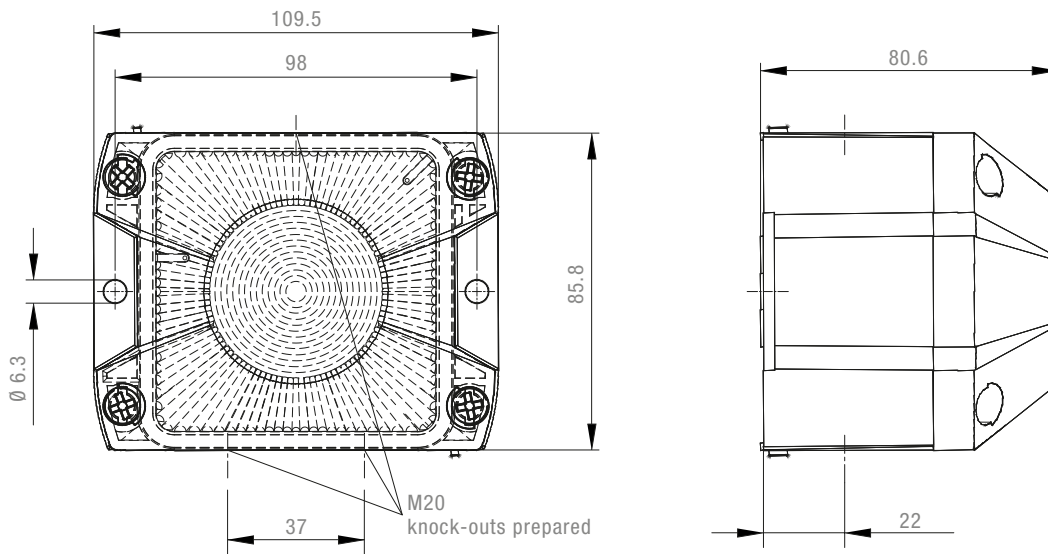
Tamper-proof sealing

Panel mounting kit

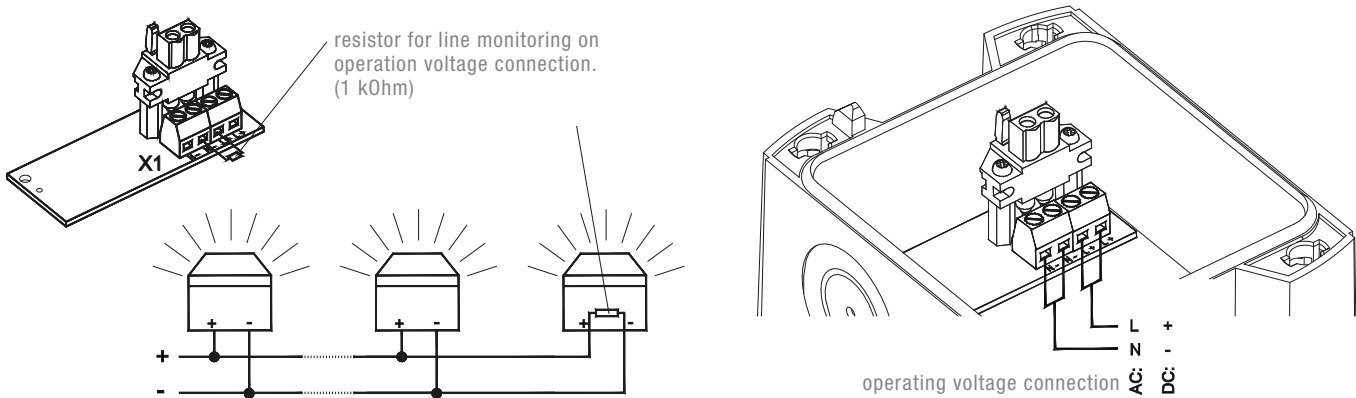


SSM (24 V DC)

DIMENSIONS



CONNECTION DIAGRAM



ARTICLE NO.		PY X-S-05		
HOUSING COLOUR	LENS COLOUR	230 V AC	115 V AC	24 V DC
●	/			21510801000 ¹
●	●	21510103000	21510153000	21510803000
●	●	21510104000	21510154000	21510804000
●	●	21510105000	21510155000	21510805000 ¹
●	/		21510151055	21510801055 ¹
●	●	21510103055	21510153055	21510803055
●	●	21510104055	21510154055	21510804055
●	●	21510105055	21510155055	21510805055 ¹

Article numbers for other colours and voltages on request.

¹ Version with EN 54-23 approval

CONFORMITY TO STANDARDS

The visual characteristics of flashing lights conform to the European standard DIN EN 842; “Machine safety – visual alarm signals”. Requirements contained in the DIN EN 981 standard; “Machine safety – system of acoustic and visual alarm and information signals”, can be fulfilled. The colours “red” for the emergency signal and “yellow” for the warning signal conform to the requirements of IEC 73 / DIN EN 60073 / VDE 0199; “Coding of display devices and control elements using colours and supplementary means”.

References to visual alarm devices can be found in the following standards:
 EN 60825-1 Radiation safety of laser devices, identical to IEC 825 and DIN-VDE 0837
 DIN EN 54 Fire alarm systems
 DIN 54113-2 Radiation protection regulations for the technical operation of X-ray equipment up to 500 kV